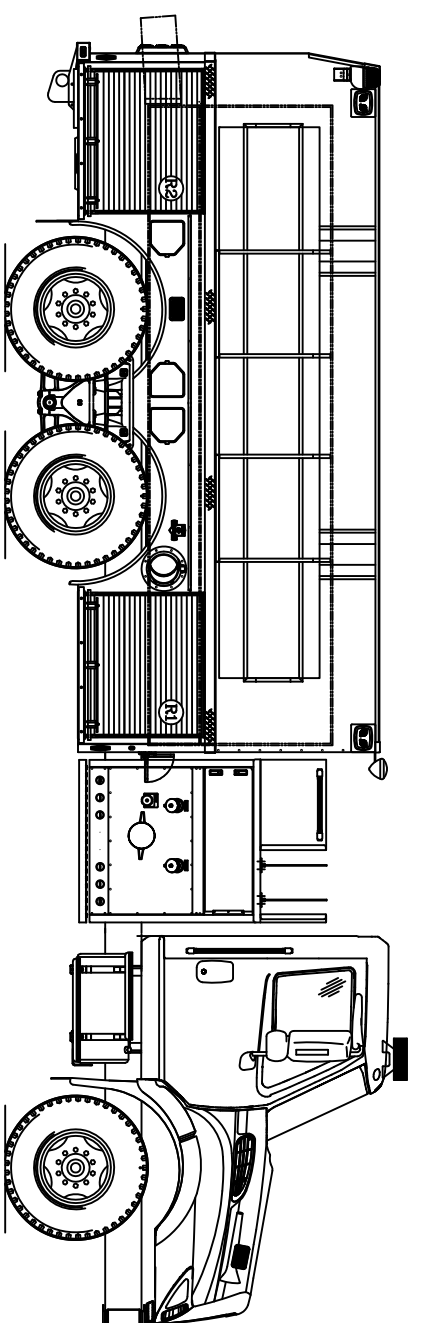
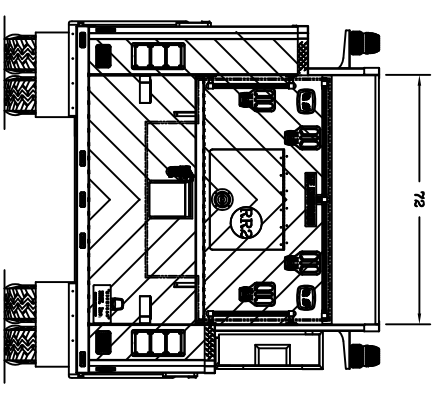
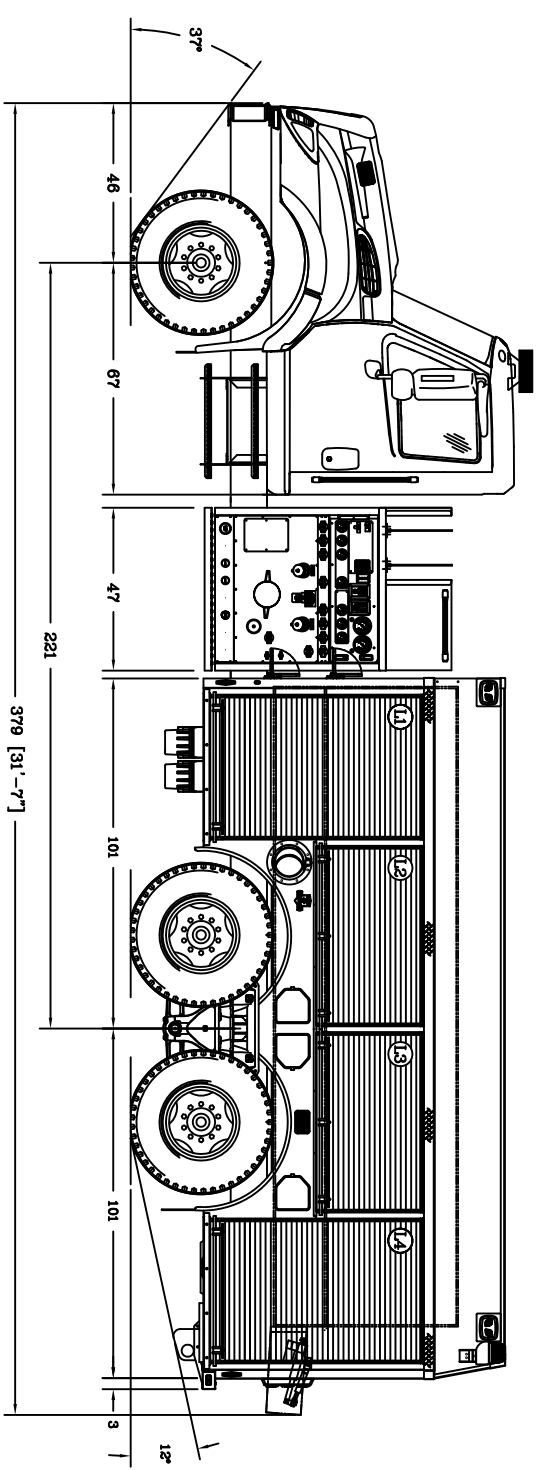
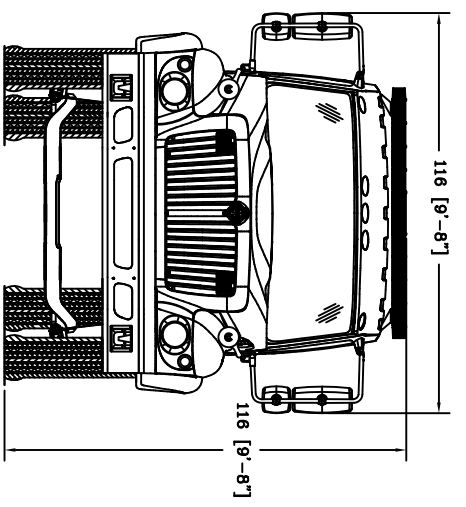
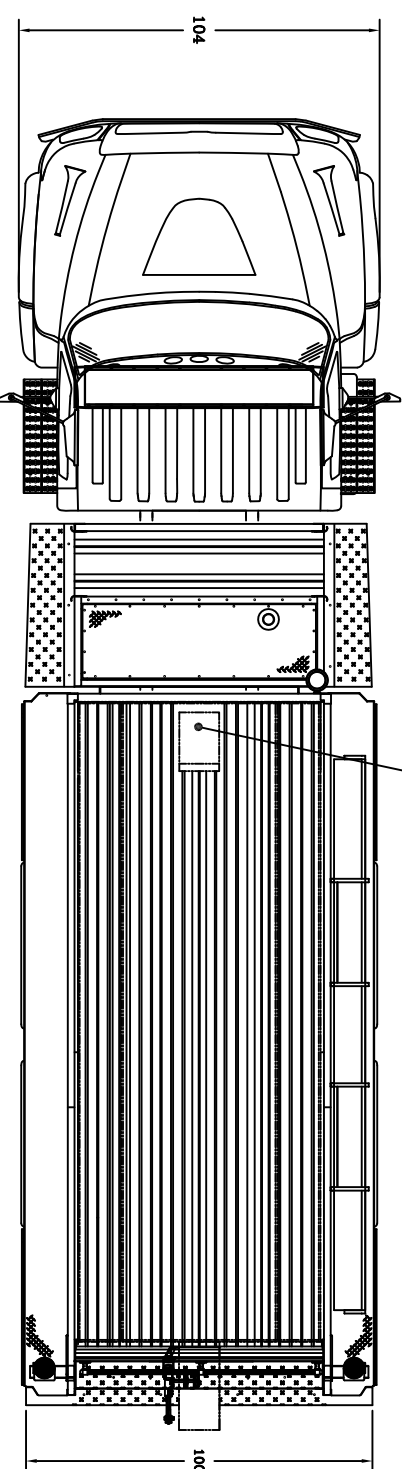


THIS DRAWING IS AN OVERALL REPRESENTATION OF THE APPARATUS AS PROPOSED.  
 THE EXACT LOCATIONS OF ACCESSORIES OR COMPONENTS MAY BE REVISED PENDING COMPLETE ENGINEERING REVIEW OF THE OPTION CONTENT OF THE ORDER.  
 IF THERE IS A DISCREPANCY BETWEEN THE BODYBUILDER PRINT AND THE WRITTEN PROPOSAL, THE SPECIFICATIONS WITHIN THE PROPOSAL PREVAIL.



This drawing along with any changes made and initiated by both the Fire Department & HME, Inc. represents what will be constructed and supplied to the Fire Department. Any changes to the contract specifications and drawing after today's date will be addresses via appropriate change order signed and approved by both the Fire Department & HME, Inc.

APPROVED BY: \_\_\_\_\_ TITLE: \_\_\_\_\_  
 FIRE DEPARTMENT

APPROVED BY: \_\_\_\_\_ TITLE: \_\_\_\_\_  
 HME, Incorporated

LET	BY	DATE	REVISION
A	G.G.	12 APR '11	ORIGINAL RELEASE



1950 BYRON CENTER AVE.  
 WYOMING, MI. 49509

THIS PRINT IS PROVIDED ON A RESTRICTED BASIS AND IS NOT TO BE USED IN ANY WAY DETRIMENTAL TO THE INTERESTS OF HME, INC.

NAME  
**CONWAY, NH FIRE DEPT**

DRAWN G.SUNDERSON	DATE 11 APR '11	APPROVED N/A	DRAWING FILE 22173 - CONWAY, NH FIRE DEPT
THIS SCALE PRODUCTION	SIZE B	NUMBER 22173	SCALE N/A
			SHEET 1 OF 1

CREATED WITH AutoCAD®